

Linking Reproductive Health Indicators to Policy Development

By

A.T.P.L.Abeykoon, Ph.D.

Senior Fellow

Institute For Health Policy, Sri Lanka

Focus Group organized jointly

by the AFPPD and UNFPA

16th December, 2011

Bangkok

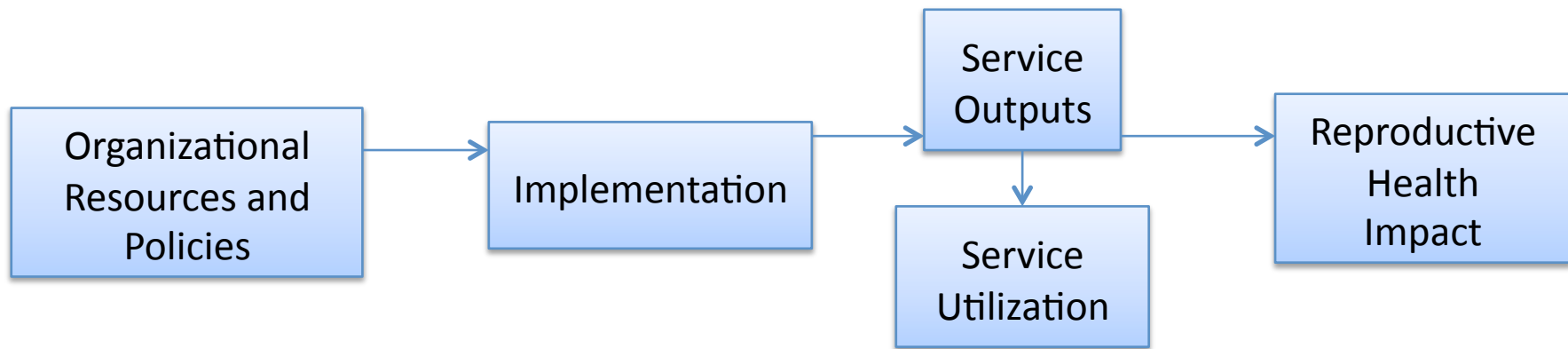
What are Reproductive Health Indicators?

Reproductive health indicators summarize data which are collected to answer questions that are relevant to planning and management of RH programmes.

How useful are they?

The indicators provide a useful tool to assess needs, and monitor and evaluate programme implementation and impact. The indicators are expressed in rates proportions, averages or in absolute numbers.

A Conceptual Framework for Monitoring and Evaluating Reproductive Health Programme Components



Inputs

Resources
Policies and
Procedures

Process

Services
Products

Outputs

Results

Outcomes

Impacts

(adopted from Abeykoon, 2003)

Organizational Resources and Policies

The inputs needed to meet the desired results are resources and the policy environment.

Implementation

It is the process through which the desired interventions are carried out to achieve the expected outputs.

Service Outputs and Utilization

If the programme activities are implemented as desired, then the results of such activities should meet the programme objectives.

Impact

If the programme objectives are met, then there will be an impact at the population level.

(Inputs)

Resources



Manpower
Material
Finance

Policies and
Procedures
National
Policies and
Legislation

(Process)

Services



Contacts
Visits
Referrals

Products
Advocacy and
IEC materials;
Commodities
Logistics

(Outputs)

Results



Knowledge
Acceptance
Practice
Utilization
Prevalence

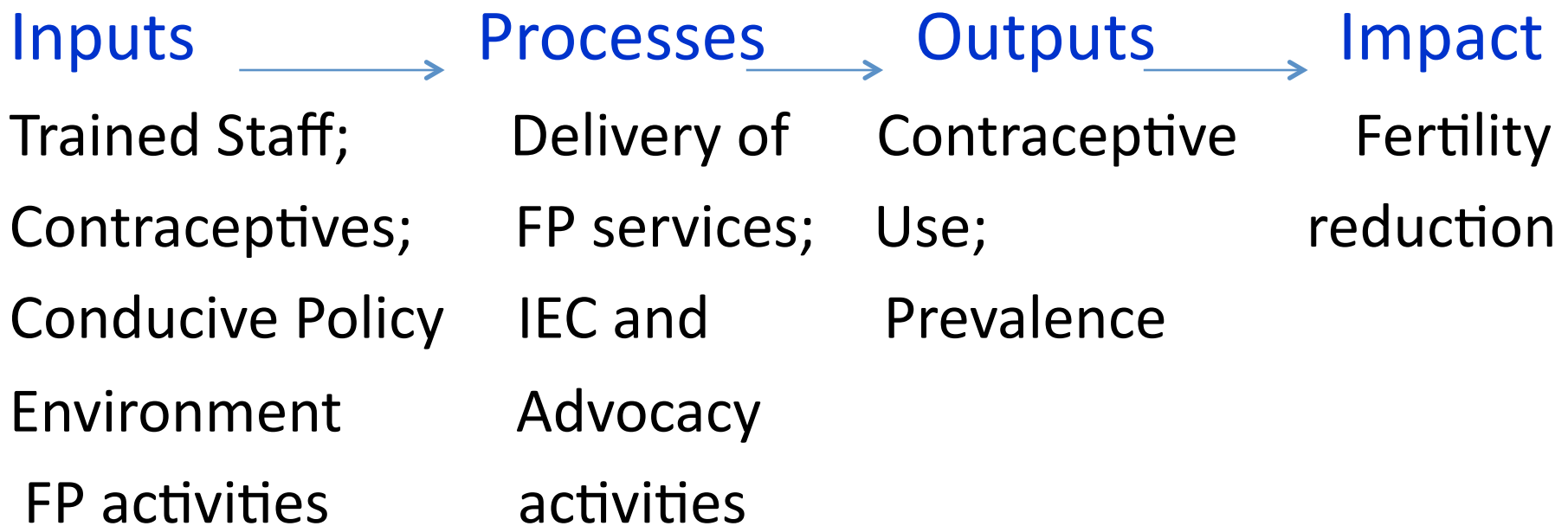
(Outcomes)

Impacts



Fertility
Morbidity

Example: Family Planning Programme



The selection of right activities under Processes is extremely important to have an effect on outputs and impact. Activities that have close relationship with outputs are likely to have a greater impact. Activities are generally determined based on theory and experience.

Indicators (an illustrative list)

1. Input Indicators:

- Percentage of trained staff in the delivery of FP services.
- Percentage of available contraceptive commodities to the total estimated demand.
- Percentage of funds available for IEC and Advocacy activities to the total family planning budget.
- A policy document on family planning in place

2. Process Indicators:

- Number of clinics providing FP services during a given period.
- Percentage of contraceptive services provided to the estimated total demand.
- Percentage of utilization of funds to the total allocated during a given period.
- Policy document translated into an action plan
- Percentage of IEC material distributed to the total number produced.

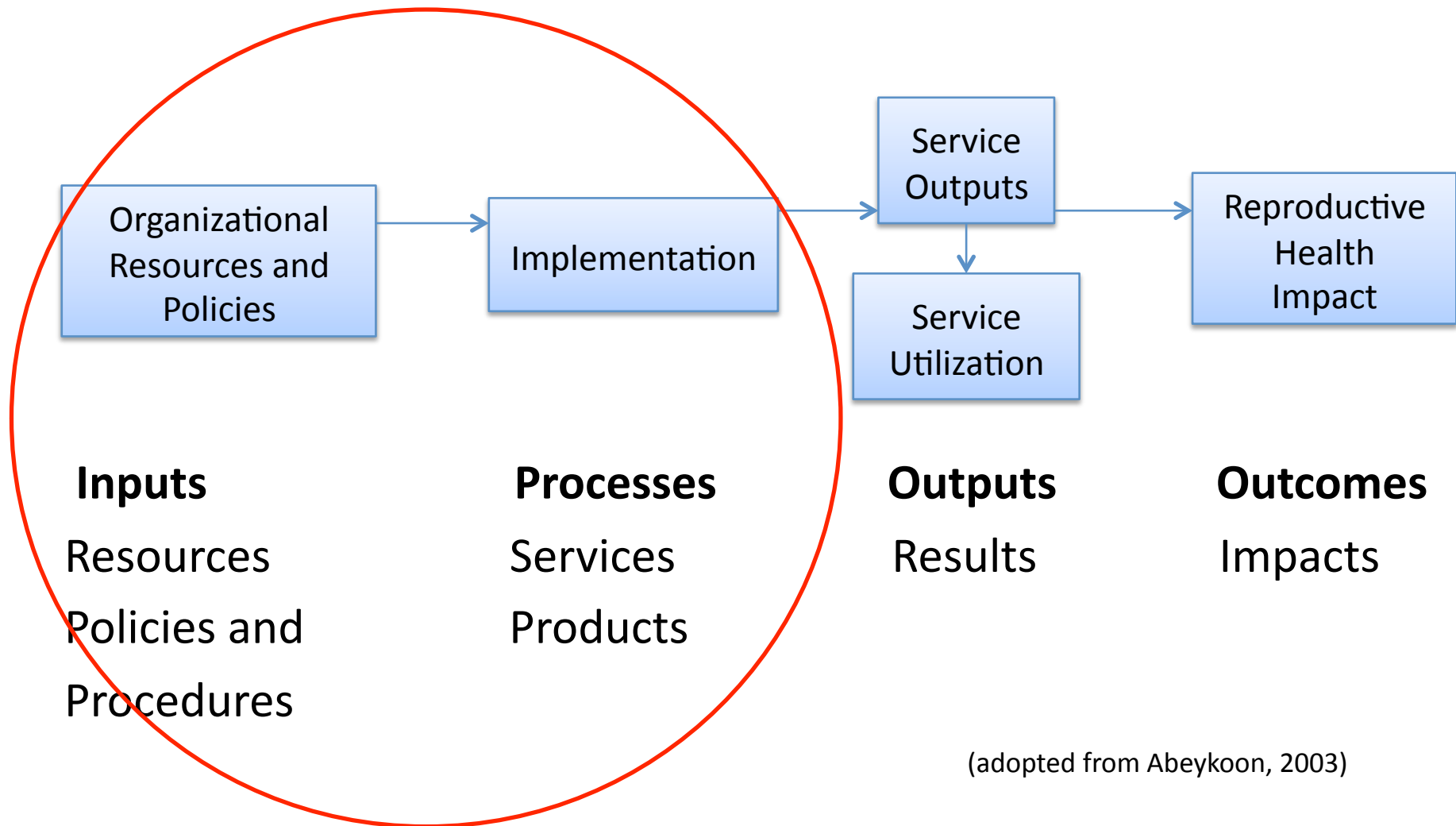
3. Output Indicators:

- New Acceptor rate of different FP methods
- Contraceptive prevalence rate of different methods
- Knowledge levels of different FP methods


4. Impact Indicators:

- Percentage decline in fertility

Conceptual Framework for Population Policy Tracking and Monitoring



Policy Tracking



1. Vietnam: PM Approves Population and RH Plan. One of the objectives of the Plan is to bring back the sex Ratio at birth to 105-106 around the year 2025.

Indicator


Approved Policy document

Action Plan to implement Policy; Actions and activities to be implemented in a given year to reduce the sex ratio at birth.

Indicator

Percentage of activities implemented out of the total planned for the year.

Policy Tracking



2. Philippines: The Senate approves 2012 Budget allocation for RH. The Senate has agreed to allow the administration to keep its allocation of more than 7 Bil. Pesos for RH programmes.

Indicator

The funds disbursed to the Department of Health for RH activities in 2012.

The RH activities to be Implemented during the year.

Indicator

- (a) Percentage of activities Implemented out of total planned for the year.
- (b) Percentage of funds utilized of the total allocated for the year.

Thank you for your Attention